

**Screw-in humidity and temperature sensor for pressure systems,
mixing ratio, relative /absolute humidity, dew point and temperature,
calibratable, with multi-range switching and active output**

Calibratable screw-in sensor **HYGRASGARD® ESFTF** in a housing made of an impact-resistant plastic with quick-locking screws, with cable gland (optional M12 connector according to DIN EN 61076-2-101), duct tube with thread (G1/2") and metal sinter filter (replaceable).

The sensor is used for detecting the relative humidity (0...100%RH) and the temperature (4 switchable measuring ranges) in **compressed air lines up to max. 10 bar**. The measuring transducer converts the measured values into a standard signal of 4...20 mA or 0 - 10 V. Further parameters are calculated internally from the measured values, that are retrievable via the humidity output: absolute humidity, mixing ratio and dew point temperature (can be changed via DIP switch).

Furthermore, the unit boasts a **sensor protection function for high humidity** (95...99% RH).

The measuring element is heated automatically in the critical range and thus protected against condensation.

The sensor is factory-calibrated; an environmental precision adjustment by an expert is possible.

It must be installed vertically with the humidity sensor pointing downwards.

TECHNICAL DATA

Power supply:	24 V AC/DC (± 10 %) for U variant; 15...36 V DC for I variant, depending on working resistance
Working resistance:	$RL_{max} = (UB - 15 V) / 0.02 A$ for I variant, see working resistance diagram
Power consumption:	< 1.1 VA for U variant; < 1.5 W for I variant
Data points:	relative humidity [%RH], absolute humidity [g/m ³], mixing ratio [g/kg], dew point [°C], temperature [°C]

HUMIDITY

Sensor:	digital humidity sensor with integrated temperature sensor , low hysteresis, high long-term stability
Sensor protection:	metal sinter filter, Ø 20 mm, replaceable, with condensation protection through heating function
Measuring range, humidity:	0...100% RH (default)
Accuracy in humidity:	typically ± 3.0 % (30...70% RH) at +25 °C, otherwise ± 3.5 % (deviations of alternative parameters result from deviations from humidity and temperature.)
Long-term stability:	± 1 % per year
Output humidity:	0 - 10 V for U variant; 4...20 mA for I variant

TEMPERATURE

Temperature measuring range:	multi-range switching with 4 switchable measuring ranges (see table) 0...+50 °C (default); -20...+80 °C; -30...+70 °C; 0...+100 °C
Accuracy in temperature:	typically ± 0.5 K at +25 °C
Temperature output:	0 - 10 V for U variant; 4...20 mA for I variant
Response time (t90):	< 60 s
Warm-up time:	< 5 min
Electrical connection:	4-wire for U variant; 3-wire for I variant; 0.14 - 1.5 mm ² , via terminal screws
Housing:	plastic, UV-resistant, polyamide material, 30% glass-globe reinforced, with quick-locking screws (slotted / Phillips head combination), colour traffic white (similar to RAL 9016)
Housing dimensions:	72 x 64 x 37.8 mm (Tyr 1)
Cable connection:	cable gland made of plastic (M16 x 1.5; with strain relief, replaceable, max. inner diameter 10.4 mm) or M12 connector according to DIN EN 61076-2-101 (on request)
Protective tube:	made out of metal, Ø 20 mm, NL = 115 mm, compressive strength $p_{max} = 10 \text{ bar}$
Process connection:	thread G1/2", immersion depth 25 mm
Ambient temperature:	storage -20...+50 °C; operation -20...+50 °C
Permitted humidity:	< 99% RH, non-precipitating air free of harmful substances
Protection class:	III (according to EN 60 730)
Protection type:	IP65 (according to EN 60 529) in the built-in state, sensors IP30, housing tested, TÜV SÜD, report no. 713139052 (Tyr 1)
Standards:	CE-conformity according to EMC Directive 2014 / 30 / EU

FUNCTION

sensor protection function for high humidity (95...99% RH)
If the relative humidity exceeds the factory-set threshold of 95% RH, a temporarily restricted heating function is activated and the sensor is protected against condensation. In this operating state, the output signals remain at the previous measured values prior to activating the heating function.



S+S REGELTECHNIK

HYGRASGARD® ESFTF

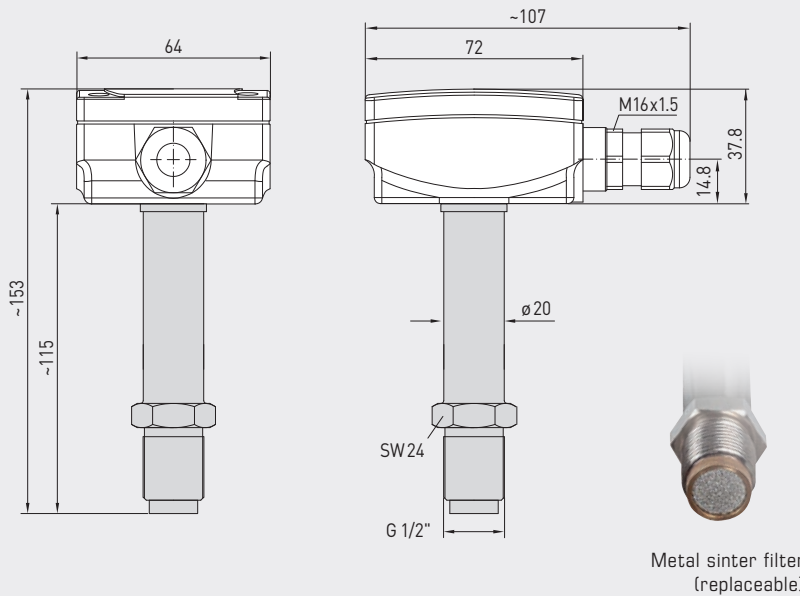
Screw-in humidity and temperature sensor for pressure systems, mixing ratio, relative/absolute humidity, dew point and temperature, calibratable, with multi-range switching and active output



Dimensional drawing [mm]

ESFTF

ESFTF



Temperature table
MR: -30...+70 °C

°C	U _A [V]	I _A [mA]
-30	0.0	4.0
-25	0.5	4.8
-20	1.0	5.6
-15	1.5	6.4
-10	2.0	7.2
-5	2.5	8.0
0	3.0	8.8
5	3.5	9.6
10	4.0	10.4
15	4.5	11.2
20	5.0	12.0
25	5.5	12.8
30	6.0	13.6
35	6.5	14.4
40	7.0	15.2
45	7.5	16.0
50	8.0	16.8
55	8.5	17.6
60	9.0	18.4
65	9.5	19.2
70	10.0	20.0

Temperature table
MR: -20...+80 °C

°C	U _A [V]	I _A [mA]
-20	0.0	4.0
-15	0.5	4.8
-10	1.0	5.6
-5	1.5	6.4
0	2.0	7.2
5	2.5	8.0
10	3.0	8.8
15	3.5	9.6
20	4.0	10.4
25	4.5	11.2
30	5.0	12.0
35	5.5	12.8
40	6.0	13.6
45	6.5	14.4
50	7.0	15.2
55	7.5	16.0
60	8.0	16.8
65	8.5	17.6
70	9.0	18.4
75	9.5	19.2
80	10.0	20.0

Temperature table
MR: 0...+50 °C

°C	U _A [V]	I _A [mA]
0	0.0	4.0
5	1.0	5.6
10	2.0	7.2
15	3.0	8.8
20	4.0	10.4
25	5.0	12.0
30	6.0	13.6
35	7.0	15.2
40	8.0	16.8
45	9.0	18.4
50	10.0	20.0

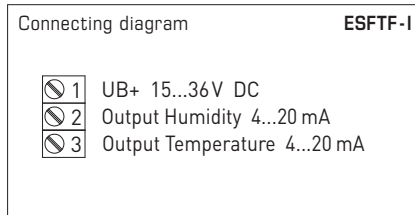
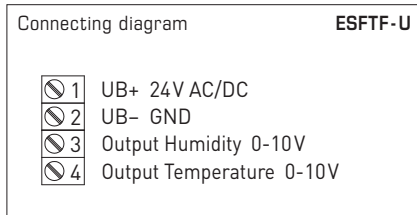
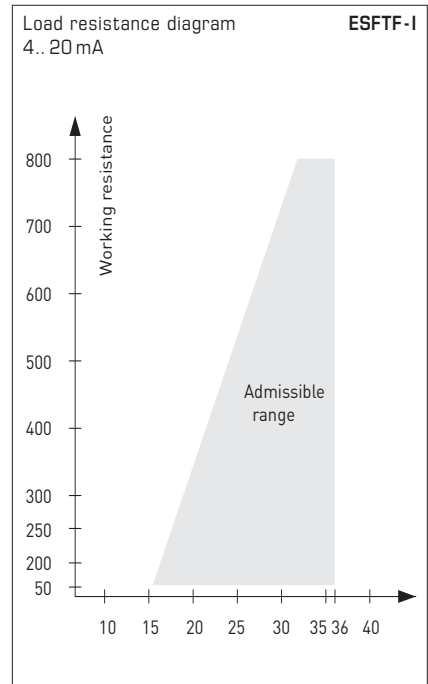
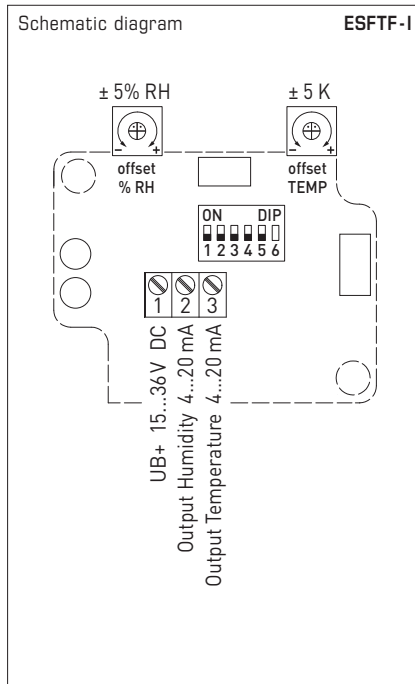
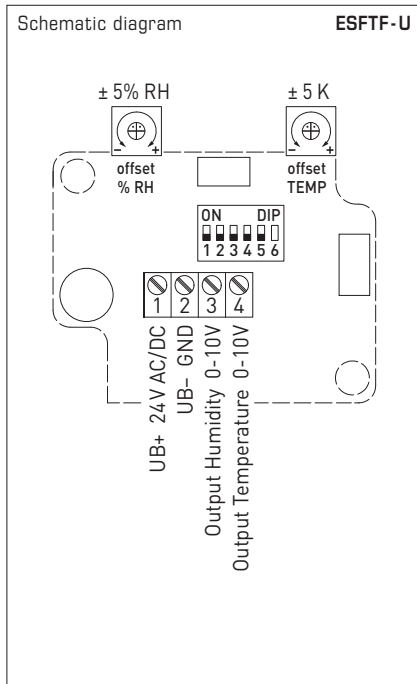
Temperature table
MR: 0...+100 °C

°C	U _A [V]	I _A [mA]
0	0.0	4.0
5	0.5	4.8
10	1.0	5.6
15	1.5	6.4
20	2.0	7.2
25	2.5	8.0
30	3.0	8.8
35	3.5	9.6
40	4.0	10.4
45	4.5	11.2
50	5.0	12.0
55	5.5	12.8
60	6.0	13.6
65	6.5	14.4
70	7.0	15.2
75	7.5	16.0
80	8.0	16.8
85	8.5	17.6
90	9.0	18.4
95	9.5	19.2
100	10.0	20.0

Humidity table
MR: 0...100 % RH

% RH	U _A [V]	I _A [mA]
0	0.0	4.0
5	0.5	4.8
10	1.0	5.6
15	1.5	6.4
20	2.0	7.2
25	2.5	8.0
30	3.0	8.8
35	3.5	9.6
40	4.0	10.4
45	4.5	11.2
50	5.0	12.0
55	5.5	12.8
60	6.0	13.6
65	6.5	14.4
70	7.0	15.2
75	7.5	16.0
80	8.0	16.8
85	8.5	17.6
90	9.0	18.4
95	9.5	19.2
100	10.0	20.0

Screw-in humidity and temperature sensor for pressure systems, mixing ratio, relative /absolute humidity, dew point and temperature, calibratable, with multi-range switching and active output



Temperature measuring ranges (adjustable)	DIP 1	DIP 2
0...+50 °C (default)	OFF	OFF
-20...+80 °C	ON	OFF
-30...+70 °C	OFF	ON
0...+100 °C	ON	ON

Switchable measuring ranges (adjustable)	DIP 3	DIP 4	DIP 5
(RH) 0...100% (default)	OFF	OFF	OFF
(a.F.) 0...50 g/m ³	ON	OFF	OFF
(a.F.) 0...80 g/m ³	OFF	ON	OFF
(MV) 0...50 g/kg	ON	ON	OFF
(MV) 0...80 g/kg	OFF	OFF	ON
(TP) 0...+50 °C	ON	OFF	ON
(TP) -20...+50 °C	OFF	ON	ON
(TP) -20...+80 °C	ON	ON	ON

(RH) = Relative Humidity [% RH]
 (MV) = Mixing Ratio [g/kg]
 (a.F.) = Absolute Humidity [g/m³]
 (TP) = Dew Point [°C]

Note: **DIP 6** is not assigned!



ESFTF



INTERNE MEMO ESFTF

1. **Display**
bleibt auch zukünftig mit ConSens-Display, deshalb kein Foto vom Displaygerät!
2. **Typentabelle**
Displaygeräte mit Artikel-Nummer und VK-Preis bleiben trotzdem im Datasheet!
3. **Preise überprüfen!**
Gerät mit Display ist billiger als das ohne Display!
4. **Ohne Platinenfoto!**
Blaue ConSens-Platinen werden nicht abgebildet!

19.08.2022 / pr

HYGRASGARD® ESFTF Screw-in humidity and temperature sensor for pressure systems

Type / WG02	Measuring range Humidity	Temperature	Output Humidity	Temperature	Display	Item no.	Price
ESFTF-I	[switchable]	[switchable]				I variant	
ESFTF-I	0...100% RH 0...50 g/m ³ (a.F.) 0...80 g/m ³ (a.F.) 0...50 g/kg (MV) 0...80 g/kg (MV) 0...+50 °C (TP) -20...+50 °C (TP) -20...+80 °C (TP)	0...+50 °C -20...+80 °C -30...+70 °C 0...+100 °C	4...20 mA	4...20 mA		1201-2112-1000-000	566,60 €
ESFTF-I LCD	(as above)	(as above)	4...20 mA	4...20 mA	■	1201-2112-1200-000	678,51 €
ESFTF-U	[switchable]	[switchable]				U variant	
ESFTF-U	0...100% RH 0...50 g/m ³ (a.F.) 0...80 g/m ³ (a.F.) 0...50 g/kg (MV) 0...80 g/kg (MV) 0...+50 °C (TP) -20...+50 °C (TP) -20...+80 °C (TP)	0...+50 °C -20...+80 °C -30...+70 °C 0...+100 °C	0-10 V	0-10 V		1201-2111-1000-000	566,60 €
ESFTF-U LCD	(as above)	(as above)	0-10 V	0-10 V	■	1201-2111-1200-000	678,51 €
Optional:	Cable connection with M12 connector according to DIN EN 61076-2-101						on request